



Dear parents/carers

Cubitt Town Junior School uses Google Classroom to set learning for your children. This might be learning your child completes in class for homework or in case of a lockdown. Homework will be set every week on Google Classroom. Google Classroom should work on any laptop, tablet or modern smartphone. In order that you can support your children with their Google Classroom learning, we have created this parent's guide.

## PART 2 – Using Google Classroom to Access Learning

Now that your child is logged into Google Classroom, we can look at how to use it to access learning. The "Stream" page acts as the homepage for the class. From here you can navigate to your child's learning as well as look at their learning calendar and other classes they may be in (more on this later).

### THE STREAM PAGE

The "Stream" page is the class homepage.

The "Classwork" page is where your child's learning assignments will be.

The "People" page is where your child can see the names of teachers and children in the class.

This is the class banner.

This is where you can write on the message board.

Learning assignments appear here.

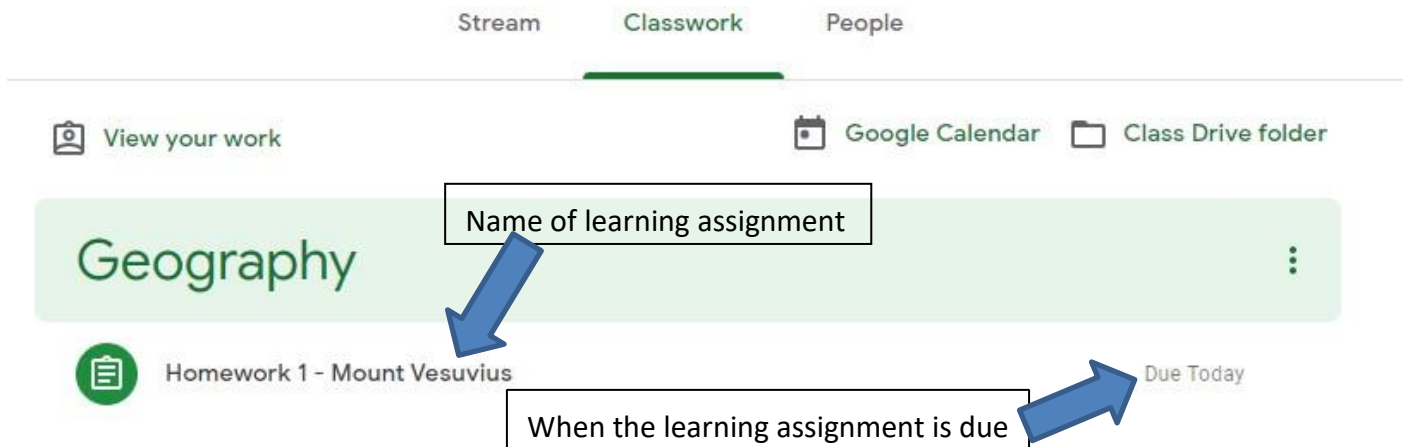
This is the message board. Teachers can write to their students here and in some classes, students can also write on the message board.

The screenshot shows the Google Classroom interface for the 'Torres' class. At the top, there are three tabs: 'Stream', 'Classwork', and 'People'. Below the tabs is a class banner with the name 'Torres' and an image of a guitar and drums. On the left, there is an 'Upcoming' section showing a due date for Monday at 11:59 PM. The main area is the message board, which includes a 'Share something with your class...' prompt, a post from Alexander Langfield about Roman numerals, and a link to 'Times Tables Rock Stars'.

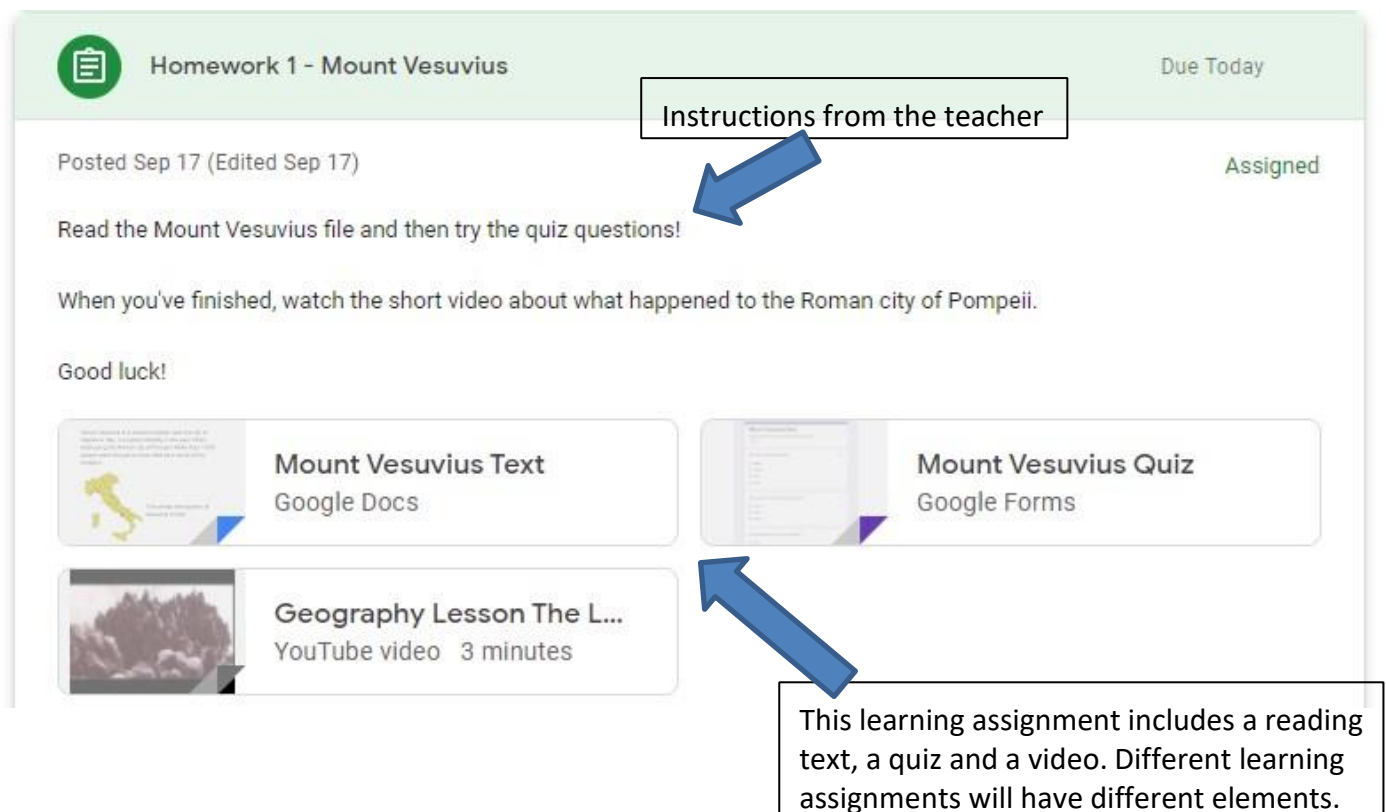


## THE CLASSWORK PAGE

Click on the "Classwork" tab at the top of the Steam page. It will bring you to the Classwork page, which shows all the learning assignments that your child has been set.



In the example above, there is just one listed: "Homework 1 – Mount Vesuvius". It also says when the learning assignment is due. To open the learning assignment, simply click on its name, in this case "Homework 1 – Mount Vesuvius". It should open up to show the learning assignment in more detail:





# Cubitt Town Junior School

## Parents' guide to Google Classroom



Google Classroom

To open the different parts of the learning assignment, simply click on them.

### Mount Vesuvius Text

#### Mount Vesuvius

Mount Vesuvius is a volcano located near the city of Naples in Italy. It erupted violently in the year 79AD, destroying the Roman city of Pompeii. More than 1,000 people were thought to have died as a result of the eruption.



This shows the location of Vesuvius in Italy

### Mount Vesuvius Quiz

#### Mount Vesuvius Quiz

Read the Mount Vesuvius text then answer the quiz questions...

\* Required

What city is Vesuvius near today? \*

1 point

- Naples
- Pompeii
- Italy
- Rome

Which word best describes Mount Vesuvius? \*

1 point

- Dormant
- Extinct
- Active

After your child has finished a quiz, they can click on the quiz again and click "view score" to get their feedback:

### Feedback on a correct answer

#### Mount Vesuvius Quiz

Total points **3/4**

Read the Mount Vesuvius text then answer the quiz questions...

✓ What city is Vesuvius near today? \* 1/1

- Naples ✓
- Pompeii
- Italy
- Rome

#### Feedback

Well done! The city of Naples (or Napoli as Italian's would say) is near Vesuvius.

### Feedback on an incorrect answer

✗ Why is it surprising that people hike up Vesuvius? \* 0/1

- It's so high ✗
- It's still an active volcano
- It takes a lot of effort

Correct answer

- It's still an active volcano

#### Feedback

It's surprising because it could erupt at any time because it is still an active volcano. However, the chances of it happening are very small on any given day.



# Cubitt Town Junior School Parents' guide to Google Classroom



Google Classroom

If the homework does not require your child to upload anything, they must click on the “Mark as done” button to show that the work has been completed.

Sometimes your child will be instructed to attach their own work to the homework. They may have to write in a document, or create something at home and attach it as a photo or a file. To do this, they have to click on the “Add or create” button and upload their learning in this way.

The screenshot shows a Google Classroom assignment titled "Homework 1 - Mount Vesuvius" by Alexander Langfield, assigned on Sep 17. The assignment is worth 100 points and is due today. The instructions are: "Read the Mount Vesuvius file and then try the quiz questions!" and "When you've finished, watch the short video about what happened to the Roman city of Pompeii." The assignment includes three items: "Mount Vesuvius Text" (Google Docs), "Mount Vesuvius Quiz" (Google Forms), and "Geography Lesson The Last ..." (YouTube video, 3 minutes). On the right side of the assignment, there is a "Your work" section with an "Assigned" status. Below this, there is a "+ Add or create" button and a "Mark as done" button. A callout box labeled "The 'Add or create' button" has a blue arrow pointing to the "+ Add or create" button. Another callout box labeled "The 'Mark as done' button" has a blue arrow pointing to the "Mark as done" button. Below the assignment items, there is a "Class comments" section.

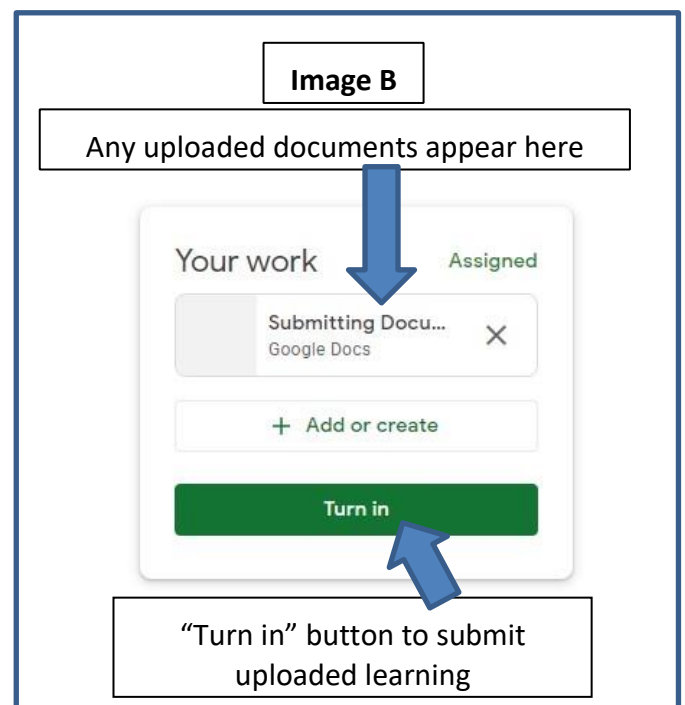
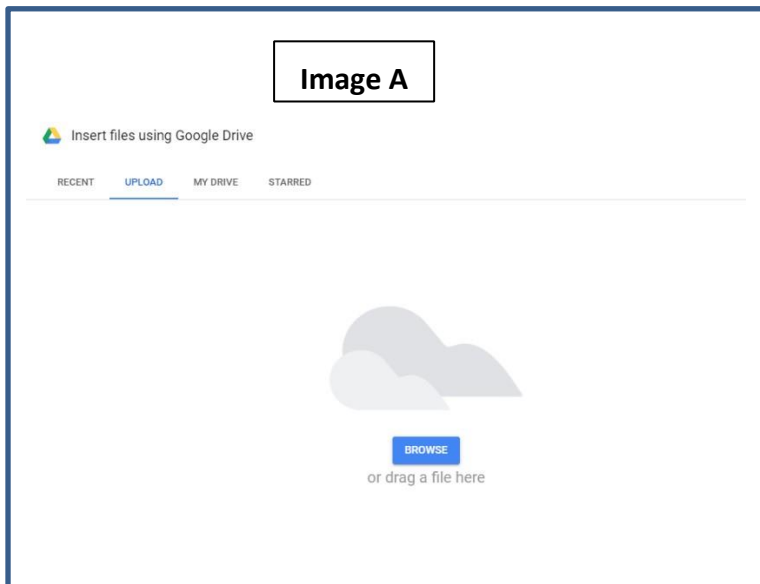
When you click “Add or create” a box like in Image A should appear. You can browse files in the Google Drive or from your computer using this and add them to the learning assignment. Once you’ve added a document, click “Turn in” to submit the learning assignment (see Image B).



# Cubitt Town Junior School Parents' guide to Google Classroom

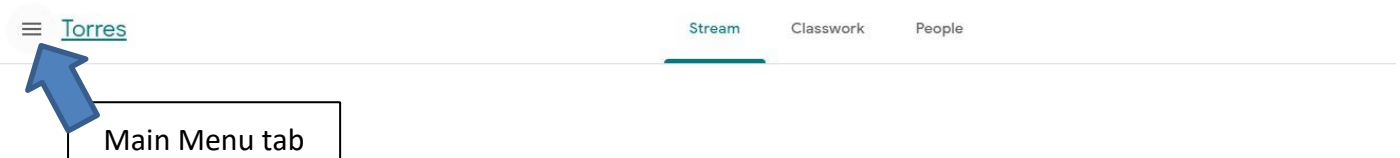


Google Classroom



## USING THE MAIN MENU TAB

On the left-hand side of the header on Google Classroom is the Main Menu tab (see below)



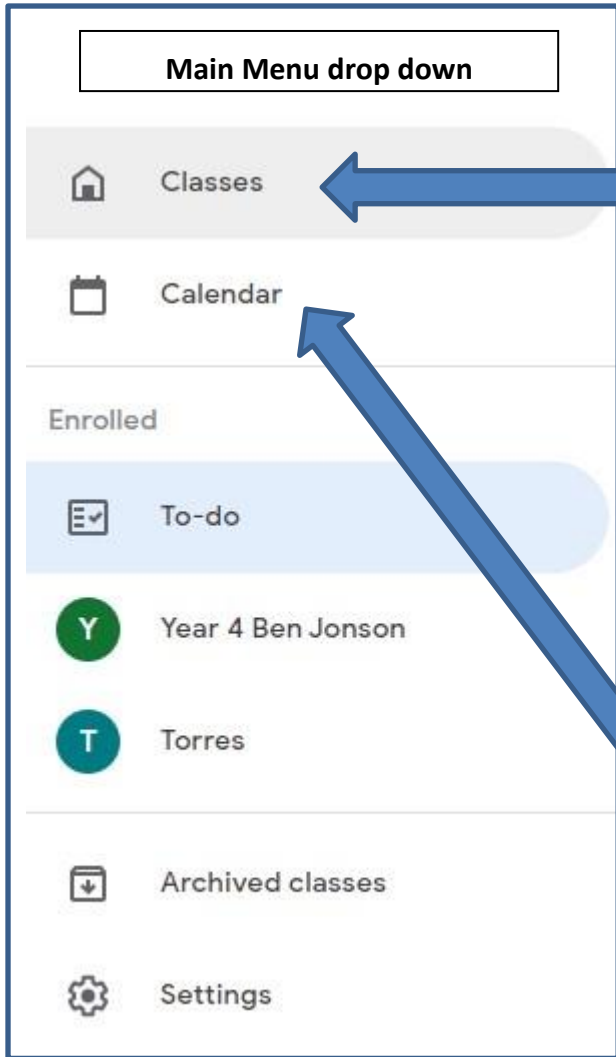
When you click on it, it brings down a number of options:



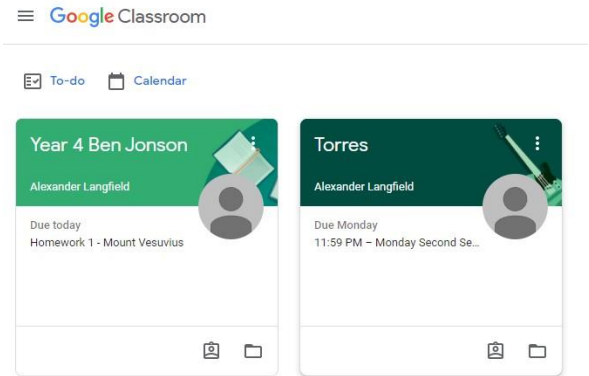
# Cubitt Town Junior School Parents' guide to Google Classroom



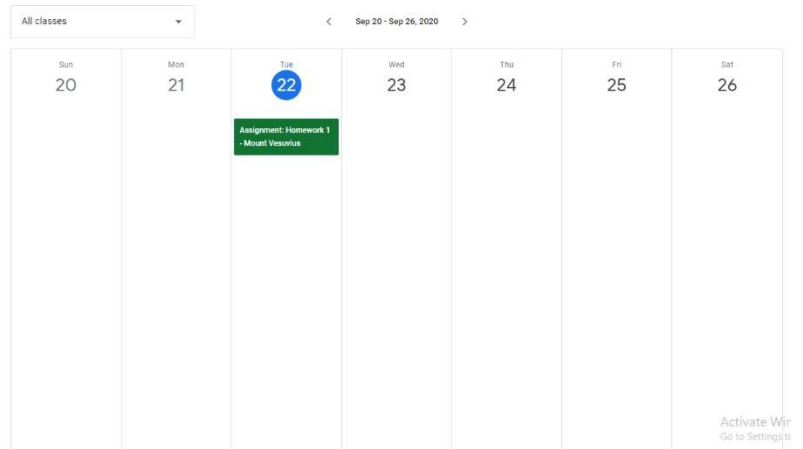
Google Classroom



The "Classes" tab shows the different classes your child is in. Your child can be in more than one class on Google Classroom. For example, a child in Torres Class at school might be in the Torres class group and the Year 4 class group.



The "Calendar" tab gives a week-by-week breakdown of what learning assignments your child has been set.





# Cubitt Town Junior School

## Parents' guide to Google Classroom



Google Classroom

**Main Menu drop down**

- Classes
- Calendar
- Enrolled
  - To-do
  - Year 4 Ben Jonson
  - Torres
- Archived classes
- Settings

The "To-do" tab shows what learning assignments are coming up and what needs to be completed.

Assigned Missing Done

No due date	0	▼
This week	1	▼
Next week	1	▲
Monday Second Session Activities Torres		Monday, Sep 28
Later	0	▼

These tabs take your child to the Stream page for each class.

If classes are deleted once they are no longer needed, they appear here.

The settings allow your child to change their profile picture and update all their settings.

### Profile

Profile picture  
 [Change](#)

Account settings  
Change your password and security options, and access other Google services. [Manage](#)

### Notifications

Email  
Receive email notifications

Comments  
Comments on your posts   
Comments that mention you   
Private comments on work

Classes you're enrolled in  
Work and other posts from teachers